

Scaled data based on original data using  
LM-79-08 Approved Method: Electrical and Photometric Measurements of Solid-  
State Lighting Products

Test Report Prepared for  
Cooper Lighting Solutions  
(formerly Eaton)

Brand: McGRAW-EDISON

Report Number: P386749

Luminaire Tested: **GWC-SA2C-722-U-SL2**

Issue Date: 3/3/2020

**Test Information**

Test Method: LM-79-08  
Report Number: P386749  
TEST IS SCALED FROM IESNA LM-79-08 TEST DATA (G2-1903-205-20)  
Test Lab: INNOVATION CENTER  
Issue Date: 3/3/2020  
Manufacturer: COOPER LIGHTING SOLUTIONS (FORMERLY EATON)  
Product Line: MCGRAW-EDISON  
Catalog Number: GWC-SA2C-722-U-SL2  
Description: GALLEON WALL LUMINAIRE  
(2) 70 CRI, 2200K, 1050mA LIGHTSQUARES WITH 16 LEDS EACH AND TYPE II  
SPILL LIGHT ELIMINATOR OPTICS  
Light Source: -  
Ballast/Driver: ELECTRONIC DRIVER

**Summary**

Lumens per Lamp: N/A  
Luminaire Lumens: 10631 lumens  
Efficiency: N/A  
Efficacy: 95.8 lumens/watt  
Luminous Opening: Rectangular (W 1' x L: 0.5' x H: 0')  
IES Classification: Type III - Medium  
BUG Rating: B2 - U0 - G3

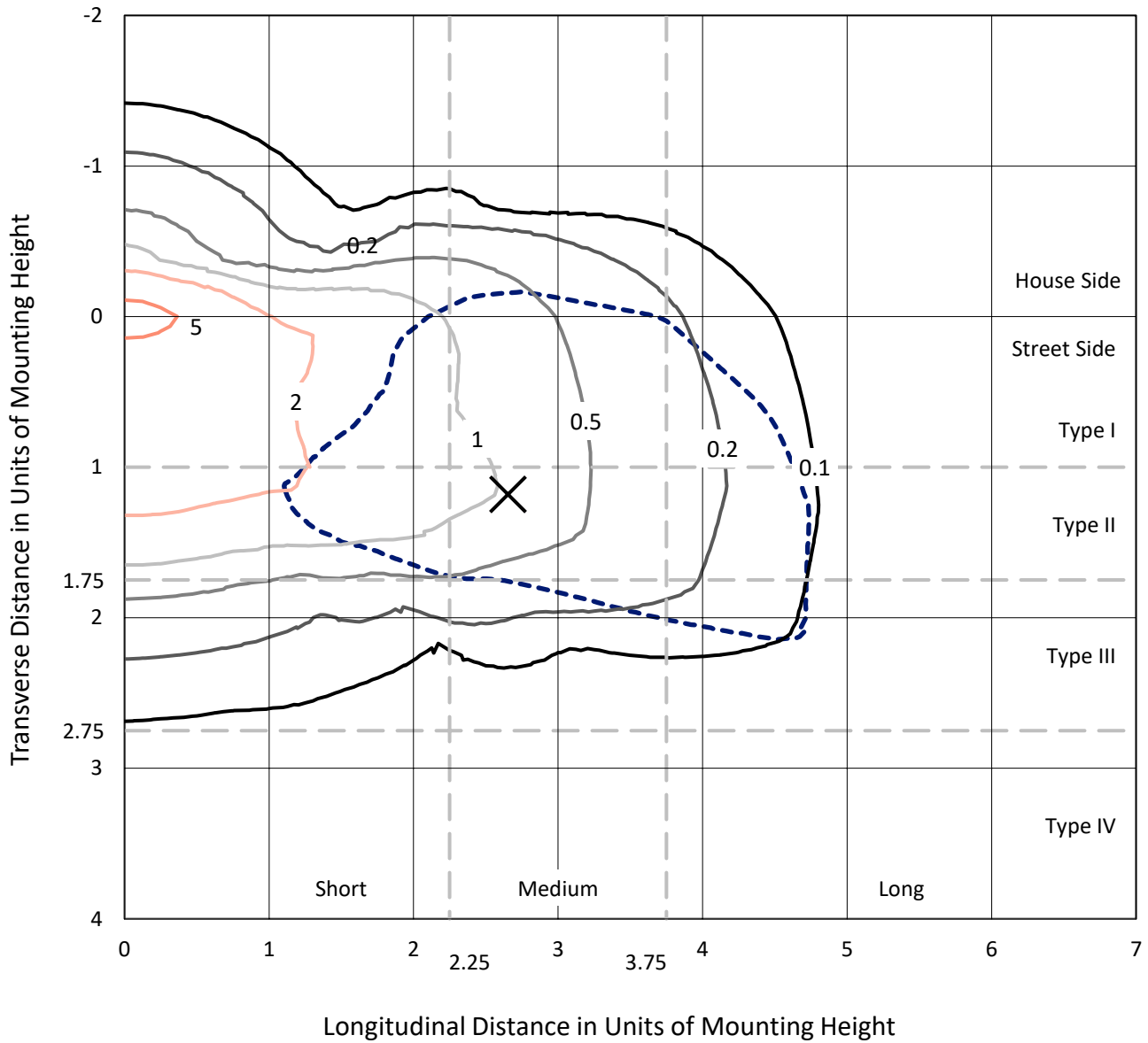
Input Watts (W): 111  
Input Voltage (V): NR  
Input Current (Ain): NR  
Voltage Rise (V): NR  
Power Factor: NR  
Total Harmonic Distortion (THDi): NR  
Frequency (hertz): 60  
Stabilization Time: NR  
Operation Time: NR  
Ambient Temperature (°C): NR  
Test Distance: 24 FT



REPORT NUMBER: P386749  
 CATALOG NUMBER: GWC-SA2C-722-U-SL2

### Iso-Footcandle Lines of Horizontal Illumination

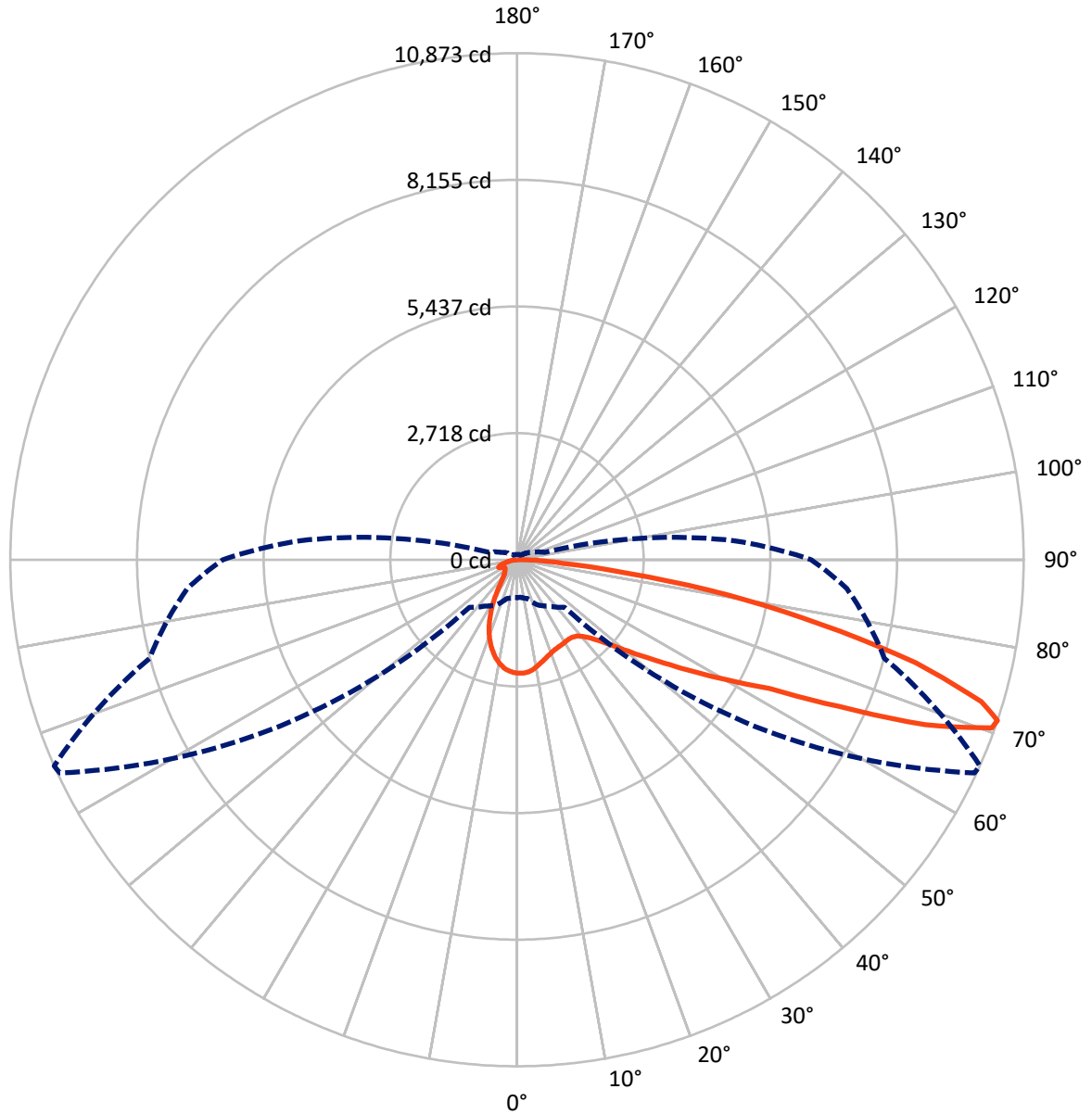
✕ Max cd  
 - - - 1/2 Max cd



Based on 20 foot mounting height. Maximum calculated value = 6.1 fc  
 Type III - Medium - N/A

REPORT NUMBER: P386749  
CATALOG NUMBER: GWC-SA2C-722-U-SL2

### Luminous Intensity Polar Plot



— Vertical Plane Through 66-Deg Lateral    - - - Horizontal Cone Through 71-Deg Vertical

REPORT NUMBER: P386749

CATALOG NUMBER: GWC-SA2C-722-U-SL2

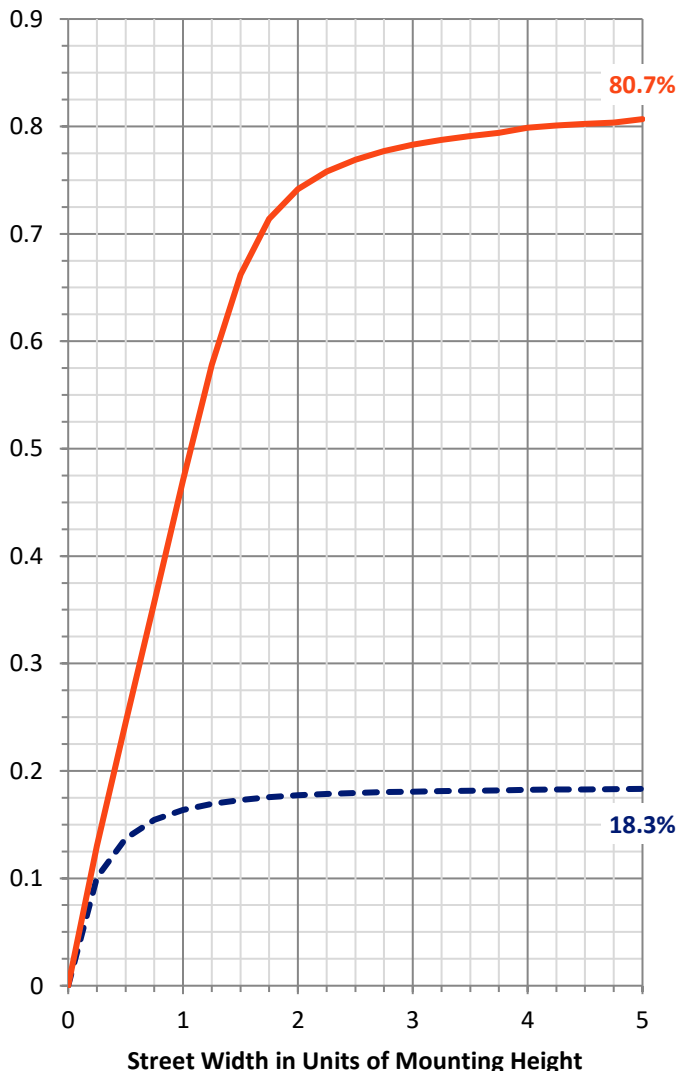
**FLUX DISTRIBUTION:**

		Downward	Upward	Total
<b>House Side</b>	Lumens	1970.2	0.0	1970.2
	% Fixture	18.5	0.0	18.5
<b>Street Side</b>	Lumens	8660.8	0.0	8660.8
	% Fixture	81.5	0.0	81.5
<b>Total</b>	Lumens	10631.0	0.0	10631.0
	% Fixture	100.0	0.0	100.0

**ZONAL LUMENS:**

Zone	Lumens	% Fixture
0°-10°	214.4	2.0
10°-20°	514.2	4.8
20°-30°	690.6	6.5
30°-40°	908.5	8.5
40°-50°	1321.7	12.4
50°-60°	2064.6	19.4
60°-70°	2586.2	24.3
70°-80°	1972.7	18.6
80°-90°	358.2	3.4
90°-100°	0.0	0.0
100°-110°	0.0	0.0
110°-120°	0.0	0.0
120°-130°	0.0	0.0
130°-140°	0.0	0.0
140°-150°	0.0	0.0
150°-160°	0.0	0.0
160°-170°	0.0	0.0
170°-180°	0.0	0.0
0°-90°	10631.0	100.0
0°-180°	10631.0	100.0

**Coefficient of Utilization**



REPORT NUMBER: P386749

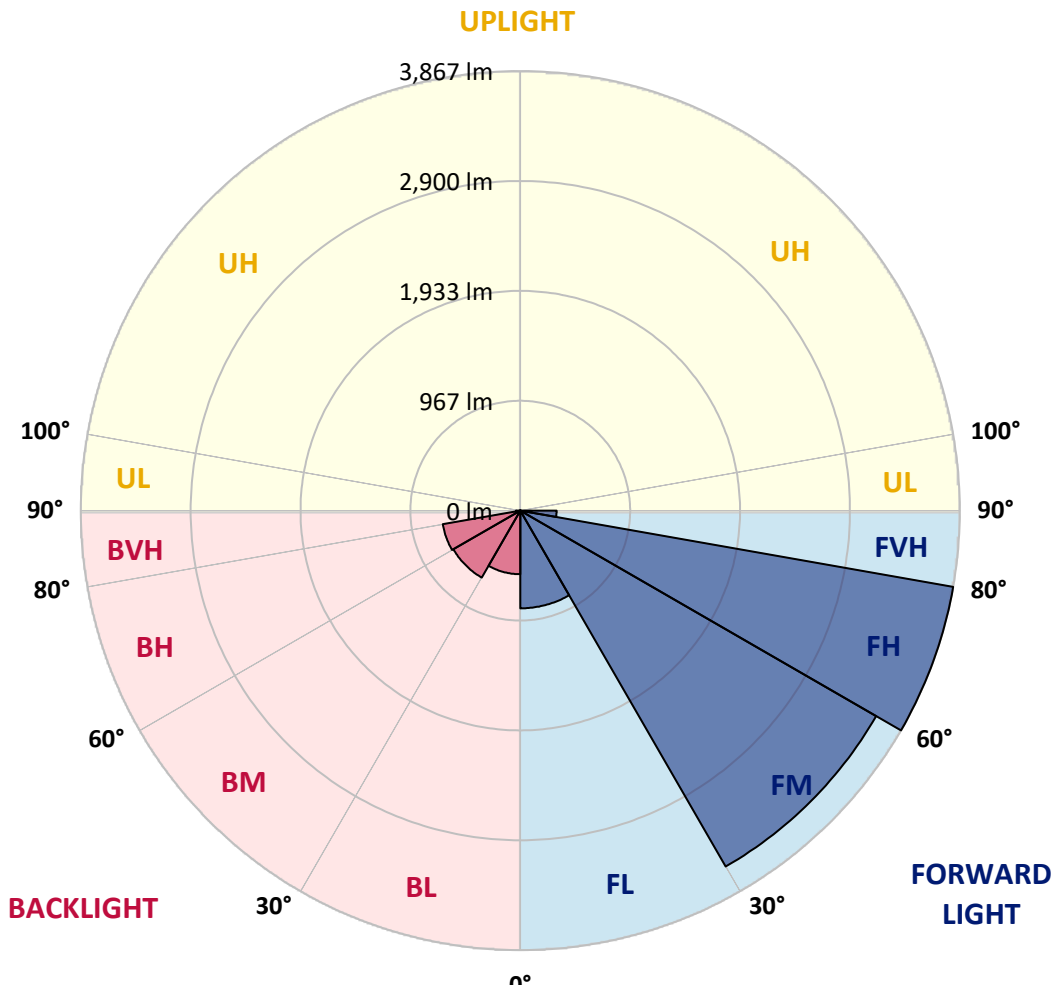
CATALOG NUMBER: GWC-SA2C-722-U-SL2

**LUMINAIRE CLASSIFICATION SYSTEM LUMEN TABLE AND BUG RATING:**

Zone	Lumens	% Fixture	Zone Rating/Lumen Limit		
			B	U	G
FL (0°-30°)	859.7	8.1			
FM (30°-60°)	3615.1	34.0			
FH (60°-80°)	3866.6	36.4			G2/5000
FVH (80°-90°)	319.4	3.0			G3/500
BL (0°-30°)	559.5	5.3	B2/1000		
BM (30°-60°)	679.7	6.4	B1/1000		
BH (60°-80°)	692.3	6.5	B2/1000		G2/1000
BVH (80°-90°)	38.8	0.4			G1/100
UL (90°-100°)	0.0	0.0		U0/0	
UH (100°-180°)	0.0	0.0		U0/0	

**BUG Rating: B2-U0-G3**

Type III Medium





REPORT NUMBER: P386749  
 CATALOG NUMBER: GWC-SA2C-722-U-SL2

**CANDELA DISTRIBUTION (FULL):**

	0°	5°	15°	25°	35°	45°	55°	65°	66°	75°	85°
0°	2435.4	2435.4	2435.4	2435.4	2435.4	2435.4	2435.4	2435.4	2435.4	2435.4	2435.4
2.5°	2390.2	2386.5	2397.6	2408.9	2413.3	2420.7	2431.7	2437.9	2437.6	2438.7	2435.0
5°	2231.6	2226.9	2248.9	2266.9	2301.4	2340.3	2387.6	2421.4	2422.1	2441.2	2446.4
7.5°	2081.5	2078.2	2103.5	2132.5	2172.6	2232.0	2308.7	2381.4	2385.8	2437.6	2455.5
10°	1961.1	1960.4	1985.0	2016.6	2063.2	2129.6	2217.7	2324.1	2330.7	2419.9	2457.0
12.5°	1867.2	1868.6	1889.9	1925.9	1975.1	2044.5	2139.9	2259.9	2270.6	2392.0	2448.6
15°	1797.8	1803.7	1820.9	1857.3	1905.7	1976.2	2074.2	2200.4	2216.6	2360.8	2443.8
17.5°	1758.2	1764.8	1776.9	1807.0	1852.5	1920.4	2013.3	2151.6	2166.3	2337.0	2444.2
20°	1746.4	1751.9	1758.9	1777.2	1815.8	1877.4	1965.2	2107.6	2123.4	2317.9	2447.8
22.5°	1769.5	1773.6	1774.3	1772.8	1796.3	1846.6	1930.3	2075.3	2092.2	2305.4	2450.4
25°	1819.1	1824.6	1820.6	1807.0	1799.3	1830.1	1912.3	2054.0	2070.9	2296.2	2445.3
27.5°	1893.6	1894.3	1891.0	1873.4	1837.1	1831.9	1906.8	2041.5	2057.7	2285.6	2434.6
30°	1994.9	1999.7	1993.8	1969.9	1910.5	1861.3	1913.4	2029.4	2044.1	2272.0	2417.4
32.5°	2113.5	2125.2	2124.8	2099.9	2014.7	1927.0	1940.6	2022.1	2033.4	2257.7	2396.4
35°	2236.4	2252.6	2282.7	2272.0	2166.7	2030.9	1992.7	2033.8	2041.5	2255.9	2381.8
37.5°	2364.1	2380.3	2442.3	2471.0	2347.6	2179.5	2074.9	2075.3	2079.0	2278.3	2380.7
40°	2497.8	2515.0	2608.2	2682.7	2582.2	2367.8	2207.4	2161.9	2157.9	2333.3	2402.3
42.5°	2684.9	2700.4	2812.3	2907.4	2842.4	2609.0	2390.6	2295.5	2287.1	2441.2	2471.7
45°	2921.7	2934.9	3053.8	3155.5	3122.1	2884.3	2620.7	2479.4	2477.9	2621.1	2612.3
47.5°	3203.2	3213.5	3320.3	3418.7	3430.8	3201.0	2909.9	2763.1	2739.3	2867.7	2829.9
50°	3496.5	3507.9	3580.5	3686.3	3776.2	3625.0	3282.1	3110.7	3078.8	3193.3	3138.3
52.5°	3690.7	3705.7	3768.8	3902.8	4164.5	4089.6	3722.2	3532.1	3483.6	3587.9	3545.7
55°	3604.0	3637.8	3734.3	3949.1	4475.0	4799.5	4265.1	4023.6	3968.9	4055.5	4030.5
57.5°	3210.2	3256.4	3388.2	3719.7	4518.7	5425.0	5085.8	4602.4	4563.9	4538.9	4550.3
60°	2490.4	2534.8	2698.2	3130.2	4214.4	5881.6	6320.9	5315.9	5260.1	5024.1	5034.4
62.5°	1762.6	1740.2	1852.1	2168.1	3424.5	5935.1	7726.3	6270.3	6086.7	5536.5	5491.4
65°	1344.1	1339.0	1389.3	1489.8	2074.2	5293.9	8563.6	7874.3	7587.6	6139.2	6032.8
67.5°	1104.4	1095.3	1144.8	1291.3	1335.7	3415.4	8581.9	9735.2	9453.7	6889.5	6659.0
70°	908.1	897.8	944.0	1133.1	1234.4	1732.1	7222.7	10824.9	10809.9	7839.4	7131.7
71°	814.1	806.8	862.2	1072.1	1212.7	1443.6	6236.1	10827.9	10873.0	8160.9	7103.8
72.5°	662.9	665.5	724.2	954.3	1196.6	1274.8	4583.3	10323.2	10418.6	8467.4	6850.2
75°	440.5	442.7	519.7	734.1	1160.2	1247.2	2519.0	8662.3	8837.8	8283.9	6250.8
77.5°	295.8	295.1	347.6	503.6	1010.8	1247.2	1477.0	6478.7	6671.4	6591.4	4819.0
80°	203.7	202.2	239.3	347.6	765.3	1262.3	1141.9	4540.4	4598.7	3559.6	1958.6
82.5°	124.8	125.9	156.4	245.6	520.8	1136.0	1078.0	2475.7	2412.2	998.4	489.3
85°	71.6	71.2	99.8	166.3	334.4	958.7	1051.2	1065.5	977.4	300.6	176.9
87.5°	25.7	27.5	53.6	92.1	191.6	667.7	891.9	554.2	499.6	135.8	80.0
90°	0.0	0.0	0.0	0.0	0.0	0.0	0.0	0.0	0.0	0.0	0.0



REPORT NUMBER: P386749

CATALOG NUMBER: GWC-SA2C-722-U-SL2

**CANDELA DISTRIBUTION (continued):**

	90°	95°	105°	115°	125°	135°	145°	155°	165°	175°	180°
0°	2435.4	2435.4	2435.4	2435.4	2435.4	2435.4	2435.4	2435.4	2435.4	2435.4	2435.4
2.5°	2432.4	2434.6	2432.1	2417.4	2404.9	2384.7	2373.3	2357.5	2352.8	2350.6	2356.4
5°	2441.6	2442.3	2420.7	2382.1	2338.8	2287.8	2251.1	2206.0	2184.7	2175.5	2181.4
7.5°	2450.0	2446.7	2399.4	2325.6	2245.6	2156.8	2077.9	2005.5	1963.3	1946.1	1947.6
10°	2451.1	2437.2	2361.2	2247.1	2123.0	1992.7	1871.6	1760.0	1689.5	1643.6	1657.6
12.5°	2439.8	2416.3	2305.1	2145.4	1973.2	1795.6	1631.9	1464.5	1363.9	1317.3	1318.8
15°	2431.0	2388.4	2236.0	2025.7	1794.5	1559.2	1335.7	1138.9	1031.8	984.1	961.7
17.5°	2423.6	2358.3	2156.0	1891.0	1583.4	1285.0	1016.4	840.9	782.2	768.2	762.4
20°	2413.3	2326.3	2066.8	1735.0	1343.0	978.2	742.2	655.5	655.9	672.1	674.3
22.5°	2399.0	2290.0	1971.8	1559.9	1085.0	712.4	581.8	556.8	582.1	613.0	618.5
25°	2377.7	2247.1	1866.1	1366.5	827.3	547.6	497.0	495.9	526.7	559.0	563.8
27.5°	2347.6	2190.9	1748.6	1158.8	609.7	465.4	445.2	452.9	475.7	499.2	501.0
30°	2307.3	2125.6	1619.0	939.6	477.9	414.4	412.2	419.2	433.1	449.6	451.1
32.5°	2262.8	2059.1	1480.7	727.5	409.3	386.9	389.1	392.4	399.0	405.6	407.1
35°	2222.5	1991.2	1339.0	552.8	376.6	368.9	367.4	366.7	367.4	365.2	365.6
37.5°	2196.4	1935.1	1191.4	440.1	357.9	353.1	348.7	343.2	336.9	333.3	334.0
40°	2186.9	1893.2	1042.0	380.3	342.5	339.2	330.7	319.0	311.6	309.4	309.4
42.5°	2212.6	1871.6	897.8	350.2	329.6	324.1	310.2	296.6	291.1	290.7	290.3
45°	2291.1	1880.4	760.5	333.6	317.9	307.2	288.9	277.5	273.8	274.6	274.2
47.5°	2432.1	1935.8	643.1	322.6	306.1	292.2	271.6	262.4	258.0	258.0	258.4
50°	2671.7	2065.4	549.5	313.5	296.2	278.2	259.1	247.8	241.9	241.5	241.5
52.5°	3020.8	2297.3	491.1	305.8	285.2	265.7	246.7	232.3	225.4	223.9	223.2
55°	3458.3	2629.9	475.0	300.6	270.5	252.2	231.6	217.3	209.6	206.3	205.9
57.5°	3947.6	3034.4	506.9	294.4	255.5	236.0	215.1	201.5	193.4	189.4	189.0
60°	4442.7	3475.9	637.2	285.6	243.0	218.4	198.2	185.7	177.7	173.2	172.5
62.5°	4938.6	3941.3	903.3	284.8	234.2	201.5	181.0	170.3	162.6	157.8	156.7
65°	5498.0	4450.8	1205.7	304.3	231.2	186.1	163.3	154.9	148.3	143.9	143.5
67.5°	6140.3	5026.0	1176.8	344.3	241.1	172.1	146.8	140.2	135.4	131.8	131.4
70°	6441.7	4936.0	731.5	372.6	255.1	158.6	131.0	126.3	122.6	120.0	118.9
71°	6315.4	4686.8	613.3	369.2	253.6	152.7	124.8	121.1	117.5	115.3	114.2
72.5°	5971.1	4274.3	511.7	343.6	237.1	142.0	116.7	113.1	109.7	107.2	106.4
75°	5358.2	3817.3	409.6	274.6	189.0	120.0	102.4	98.4	95.8	94.3	92.9
77.5°	3938.8	2724.2	316.8	216.9	139.1	98.0	87.4	84.4	81.9	79.6	78.5
80°	1508.9	1055.3	213.3	161.9	102.0	77.4	70.5	69.0	66.4	65.0	65.0
82.5°	406.3	315.3	113.8	98.0	68.3	56.5	54.0	53.2	51.0	48.1	48.5
85°	164.4	139.1	63.9	54.0	41.8	33.4	36.3	36.7	34.1	30.5	30.8
87.5°	72.3	59.1	35.6	23.9	18.4	12.8	16.5	16.5	15.0	12.5	11.4
90°	0.0	0.0	0.0	0.0	0.0	0.0	0.0	0.0	0.0	0.0	0.0



Signify Classified - Internal  
Cooper Lighting Solutions Photometric Lab  
1121 Highway 74 South  
Peachtree City, GA 30269

Scaled Data Report



Report Generated By 670245982

Signify Classified - Internal  
Cooper Lighting Solutions Photometric Lab  
1121 Highway 74 South  
Peachtree City, GA 30269

Scaled Data Report



Signify Classified - Internal  
Cooper Lighting Solutions Photometric Lab  
1121 Highway 74 South  
Peachtree City, GA 30269

Scaled Data Report



Signify Classified - Internal  
Cooper Lighting Solutions Photometric Lab  
1121 Highway 74 South  
Peachtree City, GA 30269

Scaled Data Report



Signify Classified - Internal  
Cooper Lighting Solutions Photometric Lab  
1121 Highway 74 South  
Peachtree City, GA 30269

Scaled Data Report



--- HS — SS

Signify Classified - Internal  
Cooper Lighting Solutions Photometric Lab  
1121 Highway 74 South  
Peachtree City, GA 30269

Scaled Data Report



u

Signify Classified - Internal  
Cooper Lighting Solutions Photometric Lab  
1121 Highway 74 South  
Peachtree City, GA 30269

Scaled Data Report



Signify Classified - Internal  
Cooper Lighting Solutions Photometric Lab  
1121 Highway 74 South  
Peachtree City, GA 30269

Scaled Data Report



(END OF REPORT)